

# Kaya Henan Moderate Portfolio

April 2026

kaya  
handsfree investing

## Company Profile

In 2024, PT Kaya Lautan Permata (Kaya) obtained an APERD (Agen Penjual Efek Reksa Dana) license from the Otoritas Jasa Keuangan (OJK), marking a significant milestone in our commitment to regulatory excellence and investor protection.

As a leader in AI-based asset allocation advisory, Kaya leverages advanced algorithms and real-time data to deliver intelligent, personalized investment strategies. Our platform simplifies and optimizes investing, aligning portfolios with each investor's financial goals, risk profile, and market conditions.

### Investment Objectives:

Kaya's investment strategy aims to generate absolute returns by strategically investing in equities, bonds and term deposits.

Kaya's Moderate Portfolio is designed to deliver balanced and more defensive returns. With equity allocation capped, the strategy emphasizes stability through higher exposure to bonds and liquidity instruments, while selectively capturing growth from equities

Through disciplined tactical asset allocation, the portfolio adjusts exposures in response to market conditions. The objective is to achieve a stable risk-return profile with controlled volatility, making it suitable for investors seeking steady growth with a stronger focus on capital preservation.

### Investment Policy:

Balanced Fund : 1% - 99%  
Fixed Income Fund : 1% - 99%  
Money Market Fund : 1% - 99%

## General Information

### Currency

Indonesian Rupiah (IDR)

### Minimum Purchase

IDR 15,000,000

### Portfolio Fee

1.00%

### Selling Fee

Free of charge\*

### Switching Fee

Stamp Duty (IDR 10,000) for transactions above IDR 10,000,000

### Performance Fee\*\*

1.00% (Standard)

### Management Fee

HPAM Flexi Indonesia Sehat A - 3.00%  
HPAM Ultima Obligasi Plus - 0.50%  
HPAM Ultima Money Market - 0.10%

### Return Since Inception

HPAM Flexi Indonesia Sehat A : +12.70%  
HPAM Ultima Obligasi Plus : +3.46%  
HPAM Ultima Money Market : +8.95%

### Bloomberg Ticker

HPAM Flexi Indonesia Sehat A : HPAMFLP.IJ  
HPAM Ultima Obligasi Plus :  
HPAM Ultima Money Market : HPAUMMF.IJ

### Asset Under Management (AUM)

HPAM Flexi Indonesia Sehat A : 95.87B  
HPAM Ultima Obligasi Plus : 2,471.84B  
HPAM Ultima Money Market : 1,232.77B

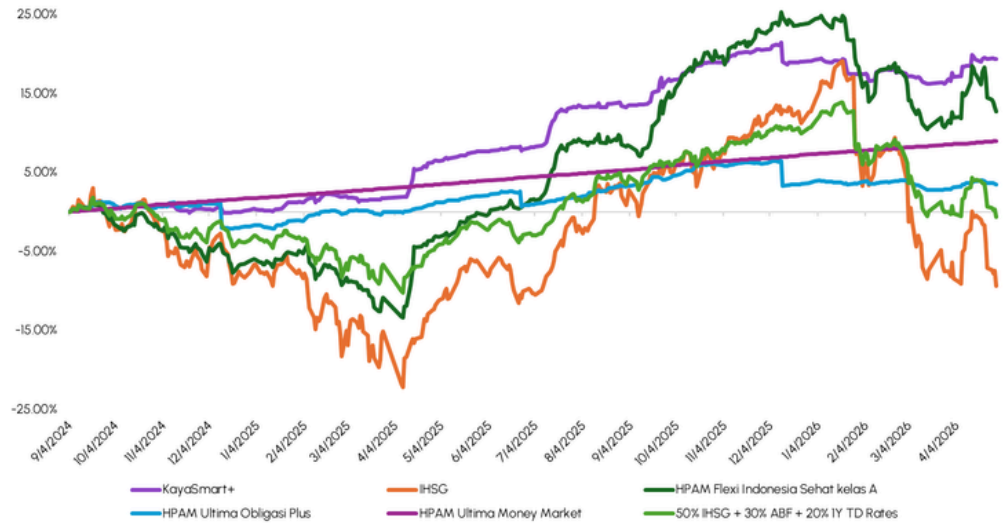
### Custodian Bank

PT Bank Rakyat Indonesia Tbk - Balance  
PT Bank Mega Tbk - Fixed Income  
PT Bank Standard Chartered - Money Market

\*After 12 months, a 1.00% fee will be charged if the holding period requirement is not met and the performance target has not been achieved.

\*\*Charged upon switching and applies once each time the 11% performance target is reached. Additional fees may apply if performance reaches ≥2 times the target within the same period.

## Return vs Benchmark



Return	1 Month	3 Month	9 Month	YTD	1 Year	Since Inception	Max Drawdown
Kaya Henan Moderate Portfolio	+2.14%	+1.60%	+5.33%	+0.03%	+11.99%	+19.31%	-4.27%
IHSG	-1.90%	-16.48%	-7.86%	-20.48%	+2.81%	-9.33%	-24.50%
HPAM Flexi Indonesia Sehat A	+1.02%	-4.81%	+3.50%	-9.42%	+16.24%	+12.70%	-14.51%
HPAM Ultima Obligasi Plus	+0.55%	-0.20%	+1.59%	-0.40%	+2.26%	+3.46%	-3.48%
HPAM Ultima Money Market	+0.40%	+1.16%	+3.96%	+1.52%	+5.33%	+8.95%	-0.03%
50% IHSG + 30% ABF + 20% IY TD Rates	-0.63%	-8.50%	-2.38%	-10.82%	+4.00%	-0.63%	-12.73%

Sharpe Ratio **1.08**

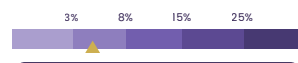
The Sharpe Ratio measures the excess return earned for each unit of risk taken. A higher Sharpe Ratio reflects more efficient fund performance.



<0 : Returns fall below the risk-free rate  
0 - 1 : Relatively weak performance  
**1 - 2 : Solid performance**  
2 - 3 : Strong performance  
>3 : Exceptional performance

Standard Deviation **4.73%**

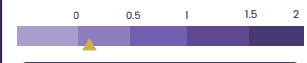
Standard Deviation measures the extent to which returns deviate from their average over a given period.



<3% : Stable  
**3% - 8% : Low Volatility**  
8% - 15% : Moderate Volatility  
15% - 25% : High Volatility

Beta Portfolio **0.14**

Portfolio beta measures sensitivity of a portfolio's returns to market movements, indicating systematic risk relative to the market.



<0 : Moves Opposite To The Market  
**0 - 0.5 : Low Sensitivity**  
0.5 - 1.5 : Moderate to High Sensitivity  
1.5 - 2 : Very High Sensitivity  
>2 : Highly Leverage To Market Movements

## Performance Comparison

Indicator	KayaSmart+	Balanced Fund Category
Return (1Y)	+11.99%	+12.51%
Standard Deviation (1Y)	4.73%	11.46%
Sharpe Ratio	1.08	0.44
Max Drawdown*	-4.27%	-16.21%

\*KayaSmart+ Portfolio vs HPAM Flexi Indonesia Sehat A

**DISCLAIMER:** PT Kaya Lautan Permata (Kaya) is a licensed Mutual Fund Selling Agent (APERD) under the supervision of the Financial Services Authority (OJK). As an APERD, Kaya facilitates the purchase and sale of mutual funds but does not manage the funds or their underlying assets. All investments, including mutual funds, carry inherent risks, and past performance is not indicative of future results. The value of investments can fluctuate due to various factors, and there is no guarantee of positive returns. Investment simulations provided by Kaya are for informational purposes only and do not represent guaranteed outcomes. Mutual funds are managed by licensed Investment Managers (MI), who are solely responsible for the management of the funds. Kaya is not responsible for any losses or underperformance resulting from the decisions made by the MI. Investors are advised to review the prospectus, understand the risks involved, and consider their investment objectives and risk tolerance before making any investment decisions.

OJK  
OTORITAS  
JASA  
KEUANGAN

reksa dana  
pahami, nikmati